



It's Time to Make Gate Safety a Priority



Unrivaled Performance, Safety and Accessibility

Built to deliver unsurpassed safety and performance, our 2016 UL Listed Gate Operators and Monitored Safety Entrapment Devices provide peace of mind for every gate application.



NOW INCLUDED:

Monitored Retro-
Reflective Photo Eye
(LMRRU)



LiftMaster®

LA400PKGU: Setting the New Standard with Best-in-Class Features

Commercial-Duty Cast Aluminum Housing with Heavy-Duty DC Motor powerful enough to perform in the most demanding applications.

Soft Start/Stop and Mid-Travel Reversal extends operator and hardware life in high-cycle and heavy-gate applications.

Keyed Manual Disconnect when unlocked, allows gate to be operated manually.

Inherent Reversing Sensor detects obstructions or increased loads. Reverses gate when closing or stops/reverses the gate when opening.

IDEAL FOR
Ornamental or large swing gates and rural gate applications.

WARRANTY
Two years.

Fire Department Compliance allows gate to auto open upon loss of AC power or battery depletion.

Surge Suppression provides industrial surge and lightning protection against strikes up to 50 feet away.

Party Pass allows for the gates to be held open for an extended period of time, ideal for parties.



Exclusively LiftMaster®: What Sets Us Apart



Secures and safeguards your property by providing up to **400* cycles or up to 97 days*** of standby power when the power is down.

Security+ 2.0®

Access your property quickly with Security+ 2.0® Technology that utilizes a tri-band signal that virtually eliminates interference and offers extended range each time the remote control is used.



Securely control and monitor your Gate Operator from anywhere and get activity notifications through the MyQ® app.



LiftMaster has designed its own purpose built motor to meet the exact requirements needed to open and close your gate.

* Basic setup with remote controls programmed. Does not include added accessory power draw. LiftMaster low power draw accessories recommended to extend cycles and standby time on battery backup.

New 2016 UL 325 Gate Guidelines

LiftMaster is committed to helping the industry design, install and service safe gate applications that are tested and certified to meet the most stringent industry safety standards.

What You Need to Know:

- Two monitored safety entrapment protection devices must be installed at each entrapment point, including:
 - The inherent reversing system built in to each LiftMaster Gate Operator
 - LiftMaster Monitored Photo Eyes and/or Edge Sensors**
- Gate operators will now monitor for fault conditions of external entrapment protection devices.
- New regulations go into effect January 2016.



Safety Accessories



Monitored Retro-Reflective Photo Eye (LMRRU)

- Sensing distance up to 50 ft., NEMA 4X.
- Hoods come standard.



Monitored Through-Beam Photo Eyes (LMTBU)

- Wireless network mode eliminates the need to wire between operators in dual-gate applications.
- Sensing distance up to 90 ft., NEMA 4X.
- Hoods come standard.




Monitored Wireless Edge Kit (LMWEKITU)

- Low-energy Bluetooth® transmission provides industry-leading battery life (2 years).
- Accepts up to 4 transceivers, 2 resistive edges per transceiver.
- Sensing distance up to 130 ft., NEMA 4X.
- Compatible with LiftMaster Monitored Edges.

Monitored Safety Inputs

Come standard with the LA400PKGU.



- Includes 3 Monitored Safety Inputs to cover all entrapment points. (Add 3 more inputs with optional Expansion Board).

****Only LiftMaster Monitored Photo Eyes or Edge Sensors may be used with this operator to meet the 2016 UL 325 Standard.**

Add to Your System



Plug-in Loop Detector (LOOPDETLM) *(requires use of optional Expansion Board)*

Ensures vehicles are easily identified to exit property or interrupt gate travel if a vehicle is in its path.

Power-efficient design uses less power to maximize cycles when operating on Battery Backup.



Internet Gateway (828LM)***

Connects your MyQ®-Enabled Gate Operator to the Internet with this device and the free MyQ app.



Wireless Commercial Keypad (KPW250)

Sleek, zinc-alloy metal front cover is extremely durable. Electronics encapsulated for reliable outdoor use. Compatible with Security+ 2.0®, Security+® and Linear MultiCode®.† 250-code capacity.



2-Button and 4-Button Security+ 2.0® Learning Remote Controls (892LT/894LT)

Can learn or clone other LiftMaster codes or frequencies.

*** Internet Gateway Accessory functionality is dependent on communication with a MyQ®-Enabled Gate Operator. MyQ Technology communication can be limited by distance and type of exterior building materials. A general range estimate is 300 ft.

† MultiCode is a registered trademark of Nortek Security & Control LLC.

24VDC Residential
Linear Actuator

LA400PKGU

FEATURES

LED DIAGNOSTIC DISPLAY Simplifies installation and troubleshooting.



SOLAR-READY ULTRA-RELIABLE SYSTEM

Simple solar conversion delivers power when you need it most and is extremely power efficient at all other times to maximize solar performance.

WIRELESS DUAL-GATE COMMUNICATION

Eliminates expensive conduit costs and unsightly driveway scars.

BI-PART DELAY

Monitors and adjusts speed and position of each wing to ensure primary gate closes last.

SYNCHRONIZED CLOSE

Simultaneously closes gates.

WITH OPTIONAL EXPANSION BOARD

PROGRAMMABLE AUXILIARY RELAYS

Easily add additional features, such as warning lights/alarms.

ANTI-TAILGATE

Prevents unauthorized access. Gate will pause when closing as vehicle pulls onto interrupt loop or breaks photo beam. Once vehicle backs up, gate will continue to close.

QUICK CLOSE

Closes the gate immediately after a vehicle pulls off the interrupt loop.

HOMELINK® COMPATIBLE

Version 4 and higher.

SECURITY+ 2.0® ON-BOARD RADIO RECEIVER

Up to 50 remote controls (unlimited with 811LM/813LM).

SPECIFICATIONS

POWER

24VDC or solar power.
120/230V Single Phase (Standard control box).

ACCESSORY POWER

24VDC 500mA output.
Switched and unswitched power.

MONITORED SAFETY INPUTS

3 Main Board, 3 Optional Expansion Board.

TEMPERATURE SPECIFICATIONS

-4°F (-20°C) to 140°F (60°C).

UL USAGE CLASSIFICATION

I, II, III, and IV.

GATE TRAVEL SPEED

90-degree opening in 15-17 seconds.

CONSTRUCTION

P3 MOTOR®

24VDC continuous-duty motor.

OPERATOR DUTY RATING

100 cycles per day.

WORM GEAR REDUCTION

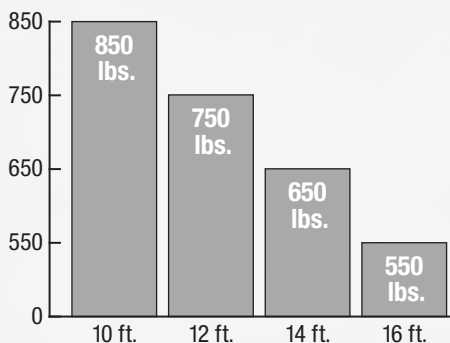
Precision machined all-metal gear drive.

OPERATOR WEIGHT

Actuator arm 19 lbs.
Standard control box 13 lbs.
• Includes (2) 7Ah batteries

RECOMMENDED CAPACITIES

Rated for gates up to 16 ft. in length or weighing up to 850 lbs.



BATTERY BACKUP OPERATION


BATTERY	CYCLES	STAND BY TIME
(2) 7Ah	400	97 Days
(2) 33Ah	3622	180 Days

ADDITIONAL ACCESSORIES



Telephone Intercom and Access Control System (EL1SS)

Provides wired telephone intercom communication and secure access control at the gate or door.



Solar Panel (SP10W12V)

Solar option available. Efficient reliable system (2 panels required).



Door and Gate Monitor (829LM)

Monitor or close the gate from any room in your facility.



Universal Single and 3-Button Remote Controls (811LM/813LM)

Ideal for applications requiring a large number of remote controls.

