

Section Thickness: 2"  
 Section Heights: 21", 24"

Panel Material: Hot dipped galvanized steel  
 20 gauge exterior / 27 gauge interior

Panel Profile: Woodgrain textured exterior with  
 four evenly spaced micro-grooves / Woodgrain  
 flush interior

End Stiles: 20 gauge white painted galvanized  
 steel, full height of section

Insulation: CFC free urethane foamed in place  
 R-Value 17.54 / U-Value 0.057 / U-Factor\* 0.19  
 Rails have full thermal break

Air Infiltration\*: 0.10 cfm/ft<sup>2</sup> with vinyl door stop /  
 0.17 cfm/ft<sup>2</sup> with clip on jamb seal

Color: Polyester primer and top coat in C.H.I.;  
 White, RAL# powder-coating exterior /  
 White, RAL# powder-coating interior

Glazing Options: 1"; Clear, Tinted, Tempered in  
 24"x6", 24"x12", 34"x16" / Full-View Aluminum

(34"x16" n/a in end panels on 10', 14', 18', 22' wide doors & 21" sections)

(Full-View Aluminum frame to match size and panel layout of steel section)

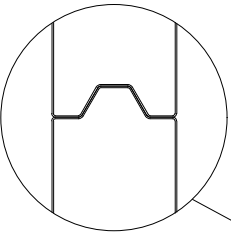
(Check Full-View Aluminum door for color, glass, end stile and rail options)

IECC compliant

\*IECC testing details do not apply to doors with windows and/or exhaust ports

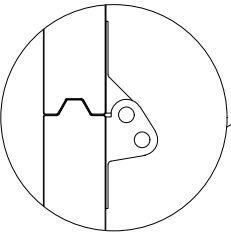
Values are for standard product, contact C.H.I. for options

REV. July 2018



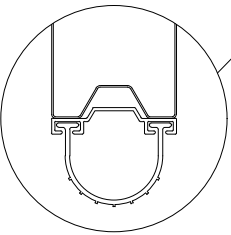
**Joint Detail**

Tongue and groove design  
 with flexible gasket between sections



**Hinge Detail**

Graduated end hinges  
 ≥ 16'-3" wide = double end hinges  
 minimum 14 gauge

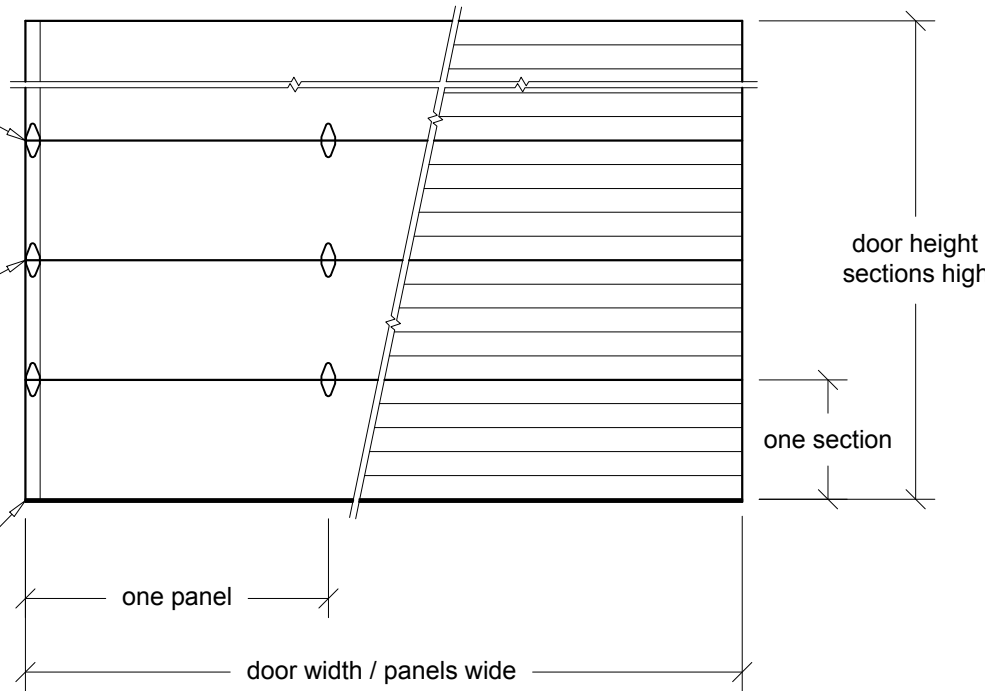


**Bottom Seal Detail**

TPE astragal in  
 aluminum retainer

**Interior Elevation**

**Exterior Elevation**



Door Width	Panels Wide	Door Height	Sections High
08'-00" to 09'-05"	2	08'-00"	4
09'-06" to 12'-11"	3	08'-03" to 10'-00"	5
13'-00" to 16'-05"	4	10'-03" to 12'-00"	6
16'-06" to 20'-02"	5	12'-03" to 14'-00"	7
20'-03" to 24'-02"	6	14'-03" to 16'-00"	8

Available in 1" width increments  
 Available in 3" height increments  
 (6'-3", 6'-6", 6'-9", 8'-3", 8'-6", 10'-3" not available)

Contact C.H.I. for special sizing outside of listed pricebook charts

Door Mark	Door Width	Door Height	Door Type	Project Name	Prepared By
Door Quantity	Opening Width	Opening Height	Jamb Type	Operation	Date
Quote Number	Panels Wide	Sections High	Color	Door Company	Sheet
Architect				Contractor	
					www.chiohd.com   1485 Sunrise Drive, Arthur, IL 61911 Email: aia@chiohd.com   Phone: (800) 590-0559   Fax: (800) 738-5066