

# MVR Series



More than 50,000 lbs. of  
Restraining Force!

12" - 30" Operating Range

## ■ Competitively Priced and Easy to Install.


**P**IONEER's MVR Series makes dock safety affordable and easy. Featuring a high-strength unit with a streamlined, low profile housing, the MVR provides a restraining force in excess of 50,000 lbs. PIONEER's rugged, solid steel housing is built to withstand weathering and truck impact.

## ■ Warranty


PIONEER offers a 1-year warranty on all structural members. A 1-year warranty is provided on mechanical and miscellaneous parts (including materials, labor, and freight).

## ■ Guarantee

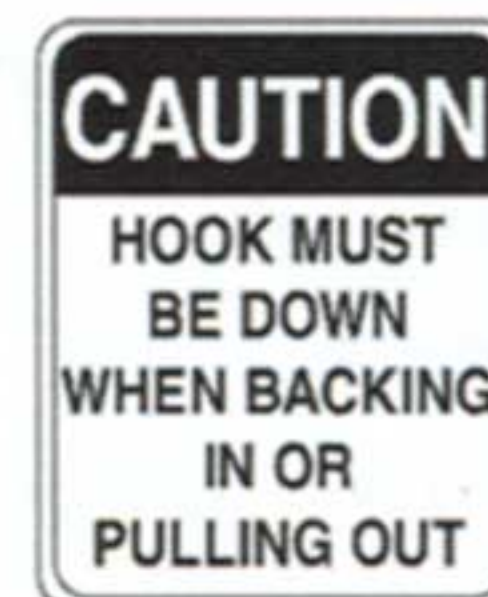
Pioneer will provide our standard warranty **or match any documented competitive warranty in the industry** for comparable models. There is no fine print. *We build it and we guarantee it!*



Low profile, mechanical MVR bolts directly to the dock face and ground—**installs in about 1 hour!**



**Self-cleaning Spring** and hook assembly requires no maintenance and only periodic lubrication.



**Complete Visual Communication Package** includes inside/outside signage for enhanced safety at the dock.

Quality  
Truck  
Restraints

Long  
Lasting

Easy to  
Install  
and  
Operate

Safe

## Metric Specifications

More than 22,680 kg of Restraining Force  
305 to 762 mm Operating Range



Rugged. Dependable. PIONEER.

# MVR Series

## Features & Specifications

ALL PIONEER Truck Restraints meet 1998 ICC regulations.

### Durability

- Bolt Hole Pattern Design provides optimal holding force.
- Non-impact Operation—meets 1998 ICC regulations.
- Semi-automatic unit provides Restraining Force in excess of 50,000 lbs.

### Easy Installation

- Installs in approximately 1 hour.
- Mounts directly to face of new or existing dock using 8 anchor bolts and 2 ground anchors. Recommended Factory Consultation available for dock heights of less than 48" or 24" deep pits.
- Optional Factory Provided Blockout available for bumper projections greater than 4" (including Edge-of-Dock Levelers).
- Optional Steel Mounting Plate for new construction and Template For Pre-mounting Attachment Bolts.

### Simple Operation

- Using the Activation Bar, operator depresses and aligns hook with ICC bar.
- Semi-automatic unit rises to securely capture ICC bar. Prior to truck departure, operator uses activation bar once more to push hook down and pivot it back into stored position.

### Safety

- Exclusive Pivoting Hook captures and holds all legal ICC Bars; allows for debris or snow removal within 4" of dock face.
- Positive Float Feature maintains ICC bar contact with hook while allowing free float with vertical truck movement.
- Unique Activation Bar allows semi-automatic operation from top of dock. Eliminates need for dock personnel to leave area.
- Complete safety signage is standard. Inside/outside Manually Operated or Automatic Light System with safety signs is optional.

Note: When Pit Leveler lip length exceeds 18" or Pit depth exceeds 20" notify factory.

### Dealer Locations

PIONEER Loading Dock Equipment is available nationwide. For the location of your nearest PIONEER Dealer, call us toll free at 1-800-251-3382.



Rugged. Dependable. PIONEER.

P.O. Box 338 • Spring Hill, Tennessee 37174  
phone: 931-486-2296 • fax: 931-486-0316 • www.pioneerleveler.com

PIONEER offers a complete line of finely crafted, technologically advanced loading dock equipment, including Mechanical and Hydraulic Pit Levelers, Edge-of-Dock and Top-of-Dock Levelers, Portable Dock Boards, Vehicle Restraints, Dock Seals and Shelters, and other quality accessories. Just call us toll free for personal, professional customer assistance and responses to all of your product needs.

toll free  
**1-800-251-3382**

Optional inside/outside Manually Operated or Automatic Light System with safety signs.



MVR Communication System includes inside/outside Traffic Light Signals and Driver Warning Signs.

