

APEX INC.
OVERHEAD DOORS
215-942-2739

COMMERCIAL • INDUSTRIAL
www.ApexOverheadDoors.com

C.H.I.®
OVERHEAD DOORS

GUARDIAN™
FIRE DOORS



Guardian™ Fire Doors

▶ A PROTECTION PLAN MAKES A DIFFERENCE.

The Guardian™ Fire Door system by C.H.I. is engineered to help save property, and more importantly, save lives. Manual push-up, chain hoist and automatic reset motor operation is available for Guardian™ Fire Doors and can incorporate one of several release device options. The National Fire Protection Association (NFPA) and other model codes recommend frequent drop testing of rolling steel fire doors to ensure a continuous state of operational readiness. C.H.I. strongly promotes these recommendations with the Guardian's™ advanced design features.

Auto-Reset Operator

Automatically resets following a drop test or activation and is operable as soon as the alarm is cleared saving time and money.



Chain Hoist

Gear reduced chain hoist features a centrifugal governor that can be adjusted to control the drop speed of the door.



Simple Test

Standard feature used for drop testing and resetting of the fire door without ladders, tools or other equipment.



Smoke Seals

UL listed, brush type smoke seal package limits the smoke migration through the door.

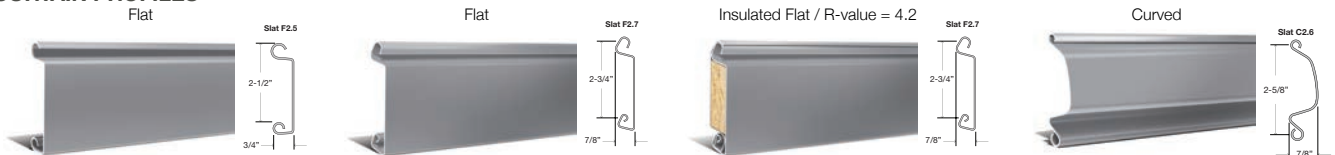


SPECIFICATIONS AND OPTIONS


	MODELS				
	7400	7401	7301	7302	7366
CURTAIN					
Flat slat	—	S	S	S	S
Curved slat	S	—	—	—	—
Exterior Skin					
22 gauge, Galvanized† [G/W/T/B/U/P]	S ¹	S ¹	S ²	S ²	—
20 gauge, Galvanized† [G/W/U/P]	S ³	S ³	S ⁴	S ⁴	—
18 gauge [G/W/P]	S ⁴	S ⁴	O	—	—
22 gauge, Stainless steel [#4]	—	—	—	—	S
Interior Skin					
24 gauge, Galvanized [G/W/T/B/U/P]	—	—	—	S	—
INSULATION					
Mineral wool	—	—	—	S	—
R-Value	—	—	—	4.2	—
BOTTOM BAR					
Minimum 1/8" double angle steel [BK]	S	S	S	S	—
1/8" Double angle stainless steel [M]	—	—	—	—	S
HOOD					
24 gauge, Galvanized [G/W/T/B/U/P]	S	S	S	S	—
24 gauge, Stainless steel [#4]	—	—	—	—	S
GUIDES Fabricated from three (minimum 3/16") structural steel angles bolted together to form guide channel. Guide angles include curtain stops and flared guides.					
Painted steel [BK]	S	S	S	S	S
Hot dipped galvanized steel	O	O	O	O	O
Cold galvanized steel	O	O	O	O	O
Mill finish stainless steel	—	—	—	—	O
FIRE RATING					
3/4-Hour	Approved	Approved	Approved	Approved	Approved
1-1/2-Hour	Approved	Approved	Approved	Approved	Approved
3-Hour	Approved	Approved	Approved	Approved	Approved
4-Hour	Approved	Approved	—	—	—
OPERATION					
Manual push-up [maximum size is 12'4" x 10'4"]	O	O	O	—	O
Chain hoist	S	S	S	S	S
Motor	O	O	O	O	O
STANDARD DIMENSIONS Consult factory for larger sizes.					
Width	24'0"	24'0"	24'0"	24'0"	13'0"
Height	24'0"	24'0"	24'0"	20'4"	24'0"
LOCKING Manual push-up doors furnished with interior slide bolt locks with padlock provision standard. Chain hoist operated doors furnished with chain hoist keeper suitable for padlocking. Optional bottom bar cylinder locking available.					
WARRANTY Manufacturer's standard 5-year from date of plant shipment against defects in materials or workmanship. Spring wire is warranted for one year. C.H.I.'s obligations are strictly limited to repair or replacement of defective parts and components during the warranty period.					
INSTALLATION C.H.I. Rolling Steel Doors shall be installed and adjusted according to C.H.I. assembly instructions by trained door service technicians.					

S = Standard O = Optional -- = Not available G = Gray W = White T = Tan B = Brown U = Unpainted galvanized #4 = #4 polished P = Powder coat BK = Black † = Gauge is dictated by UL procedure. Call for more information. 1 Standard on doors up to 13'4" wide. 2 Standard on doors up to 18'4" wide. 3 Standard on doors from 13'5" to 18'4" wide. 4 Standard on doors from 18'5" to 24'0" wide.

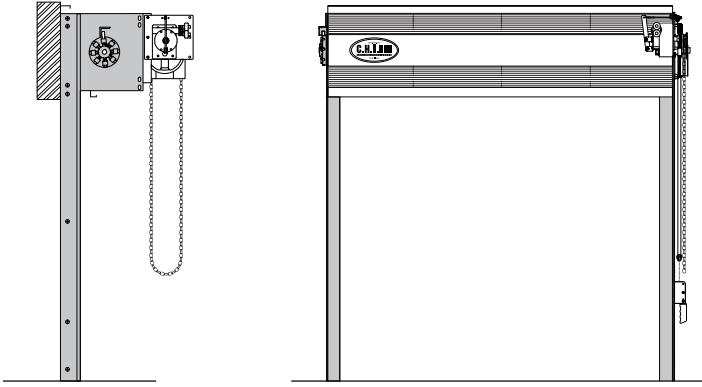
CURTAIN PROFILES



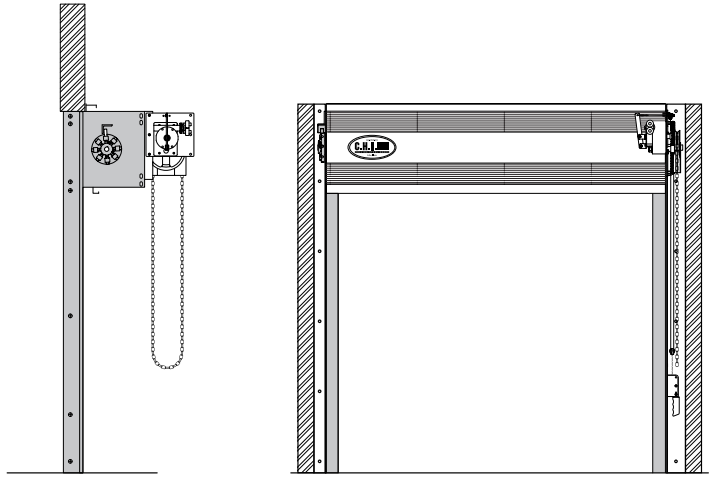
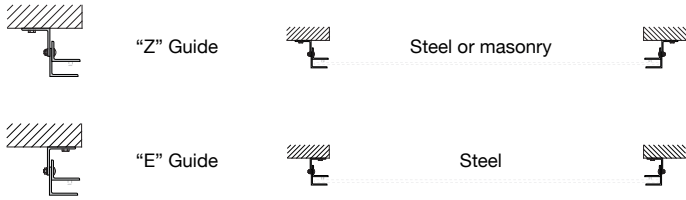
Finishes



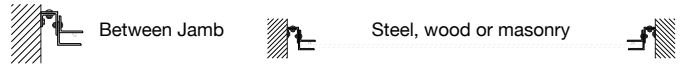
MOUNTING OPTIONS



Face of Wall



Between Jamb



Guardian™ Fire Doors are built to order to fit specific dimensions up to 24'0" wide, 24'0" high. Consult factory for larger doors not listed. If headroom is critical, consult factory to determine headroom requirements for your application.

For downloadable specifications, please visit our website at chiohd.com/architects or call our AIA hotline at, 800-590-0559.



APEX INC.
OVERHEAD DOORS
215-942-2739
COMMERCIAL • INDUSTRIAL
www.ApexCommercialDoors.com
Authorized Dealer



chiohd.com

